

## St Edmundsbury Parish Profile Data

Parish:

**Hawstead**

Ward or market town

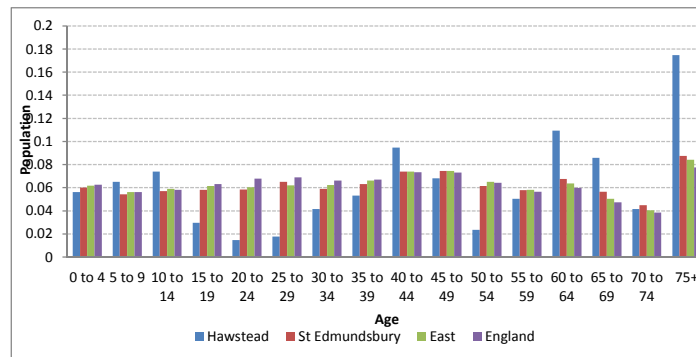
Chedburgh

### People

#### Age Profile

2011 Census, QS103EW

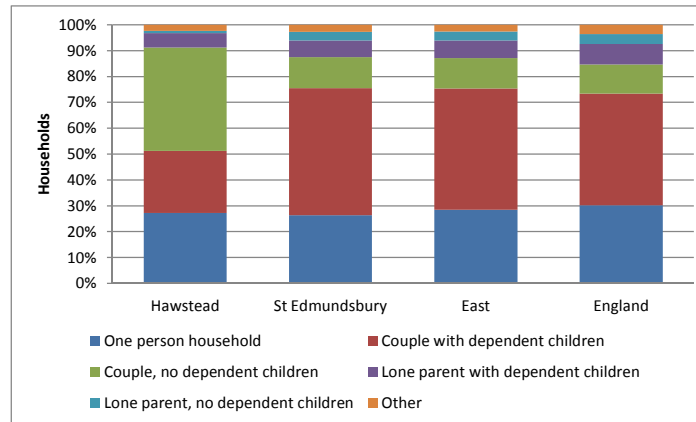
	Hawstead	St Edmundsbury	East	England
0 to 4	6%	6%	6%	6%
5 to 9	7%	5%	6%	6%
10 to 14	7%	6%	6%	6%
15 to 19	3%	6%	6%	6%
20 to 24	1%	6%	6%	7%
25 to 29	2%	6%	6%	7%
30 to 34	4%	6%	6%	7%
35 to 39	5%	6%	7%	7%
40 to 44	9%	7%	7%	7%
45 to 49	7%	7%	7%	7%
50 to 54	2%	6%	7%	6%
55 to 59	5%	6%	6%	6%
60 to 64	11%	7%	6%	6%
65 to 69	9%	6%	5%	5%
70 to 74	4%	4%	4%	4%
75+	17%	9%	8%	8%
Total Population	338	111,008	5,846,965	53,012,456



#### Household Composition

2011 Census, QS116EW

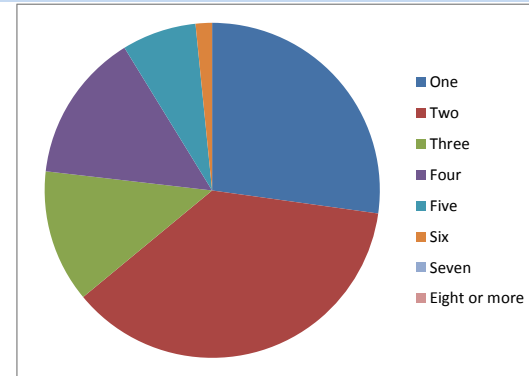
	Hawstead	St Edmundsbury	East	England
One person household	27%	26%	28%	30%
Couple with dependent children	24%	49%	47%	43%
Couple, no dependent children	40%	12%	12%	11%
Lone parent with dependent children	6%	6%	7%	8%
Lone parent, no dependent children	1%	3%	3%	4%
Other	2%	3%	3%	4%
Total households	125	45,802	2,423,035	22,063,368



## Household size (persons per household)

2011 Census, QS406EW

	Hawstead	St Edmundsbury	East	England
One	27%	26%	28%	30%
Two	37%	39%	36%	34%
Three	13%	15%	16%	16%
Four	14%	13%	14%	13%
Five	7%	4%	5%	5%
Six	2%	1%	1%	2%
Seven	0%	0%	0%	0%
Eight or more	0%	0%	0%	0%
Average	2.42	2.36	2.37	2.36

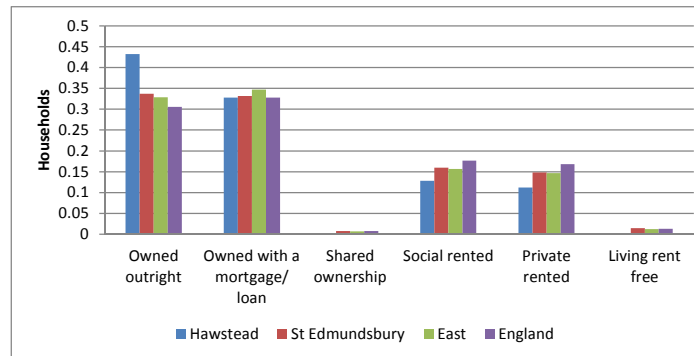


## Homes

### Tenure

Census 2011 QS405EW

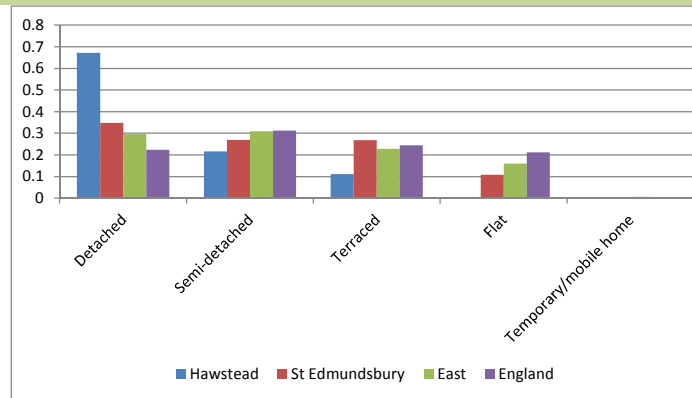
	Hawstead	St Edmundsbury	East	England
Owned outright	43%	34%	33%	31%
Owned with a mortgage/ loan	33%	33%	35%	33%
Shared ownership	0%	1%	1%	1%
Social rented	13%	16%	16%	18%
Private rented	11%	15%	15%	17%
Living rent free	0%	1%	1%	1%



### Accommodation type

Census 2011 QS402EW

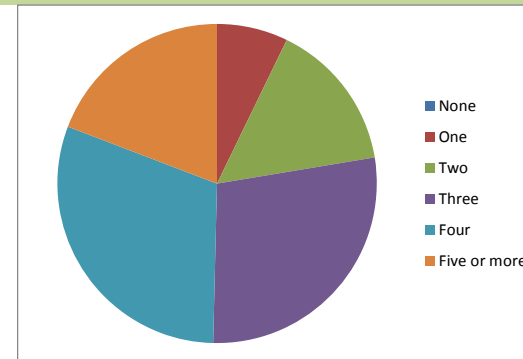
	Hawstead	St Edmundsbury	East	England
Detached	67%	35%	30%	22%
Semi-detached	22%	27%	31%	31%
Terraced	11%	27%	23%	24%
Flat	0%	11%	16%	21%
Temporary/mobile home	0%	1%	1%	0%



### Property size (Number of bedrooms)

Census 2011 QS411EW

	Hawstead	St Edmundsbury	East	England
None	0%	0%	0%	0%
One	7%	8%	10%	12%
Two	15%	25%	26%	28%
Three	28%	44%	41%	41%
Four	30%	18%	17%	14%
Five or more	19%	5%	5%	5%
Average number of bedrooms	3.39	2.86	2.79	2.71



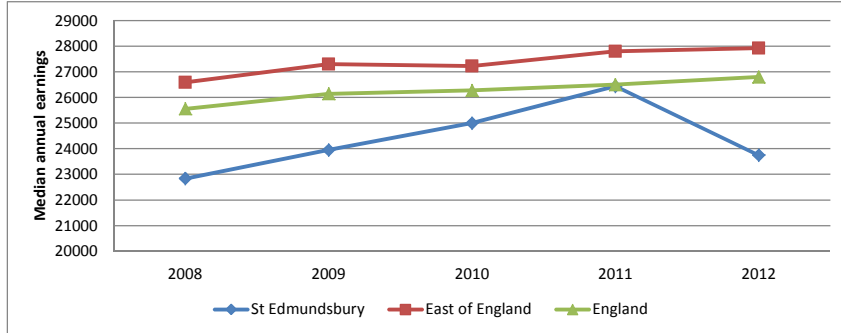
## Economic Indicators

Annual gross earnings (Full time workers)

ASHE - No data available below district level

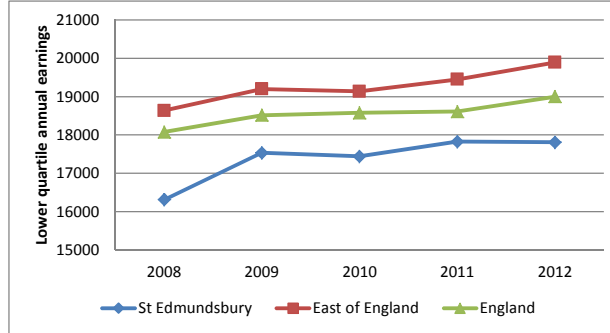
### Median

	2008	2009	2010	2011	2012
St Edmundsbury	£22,836	£23,951	£25,007	£26,442	£23,747
East of England	£26,584	£27,303	£27,229	£27,799	£27,924
England	£25,558	£26,145	£26,276	£26,500	£26,804



### Lower quartile

	2008	2009	2010	2011	2012
St Edmundsbury	£16,311	£17,532	£17,444	£17,824	£17,809
East of England	£18,637	£19,200	£19,137	£19,451	£19,892
England	£18,079	£18,516	£18,579	£18,612	£19,000



## Jobseekers Allowance Claimants

DWP JSA Claimant Count

	Aug-12	Sep-12	Oct-12	Nov-12	Dec-12	Jan-13	Feb-13	Mar-13	Apr-13	May-13	Jun-13	Jul-13	Trend
Chedburgh	14	15	12	13	13	9	8	11	12	10	9	9	

## House prices, sales, rents and affordability

### House Price, Sales and Affordability

From Hometrack (August 2013)

#### Average house price

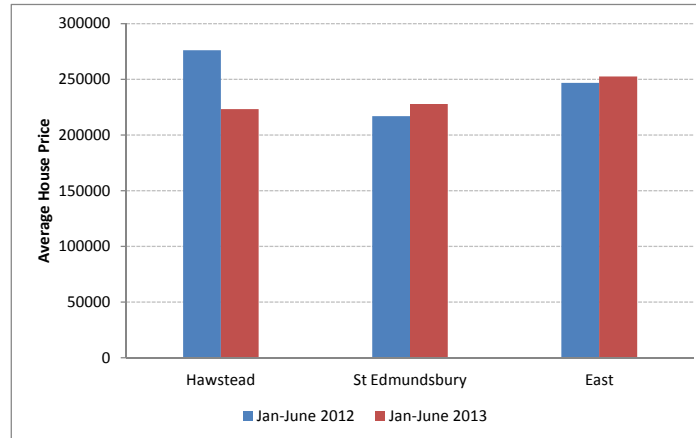
	Jan-June 2012	Jan-June 2013	Change	Difference
Hawstead	£276,036	£223,156	-19%	-£52,880
St Edmundsbury	£217,008	£227,746	5%	£10,738
East	£246,632	£252,466	2%	£5,834

#### Sales and turnover

	Total properties sold	Sales as percentage of stock
Hawstead	23	2.55%
St Edmundsbury	1,540	3.26%
East	78,151	3.08%

#### House price to income ratio

	Lower quartile	Median
Hawstead	10.49	7.22
St Edmundsbury	9.89	6.41
East	9.73	6.67

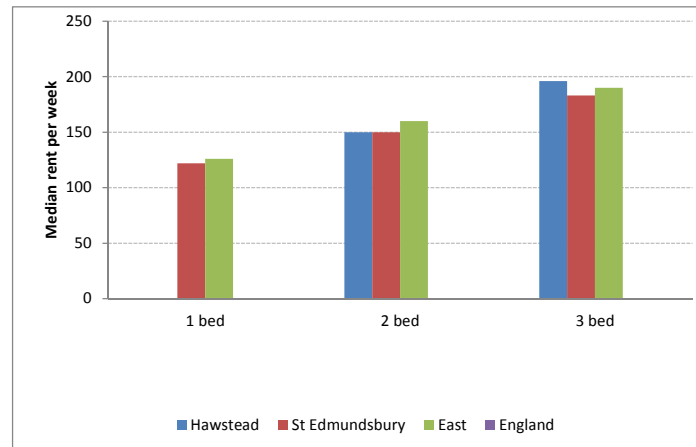


### Median weekly rent, Jun 2012-2013

From Hometrack (August 2013)

	1 bed	2 bed	3 bed
Hawstead	£0	£150	£196
St Edmundsbury	£122	£150	£183
East	£126	£160	£190

England



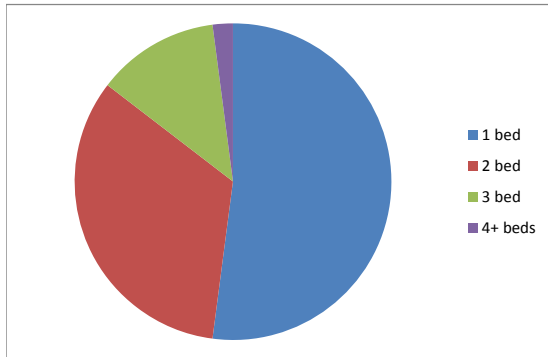
### Affordable Housing Demand

Preference for parish by size of home required and priority band

Housing Needs Register applicants (Homelink June 2013)

Preference by size

	Households	
1 bed	75	52%
2 bed	48	33%
3 bed	18	13%
4+ beds	3	2%
Total	144	

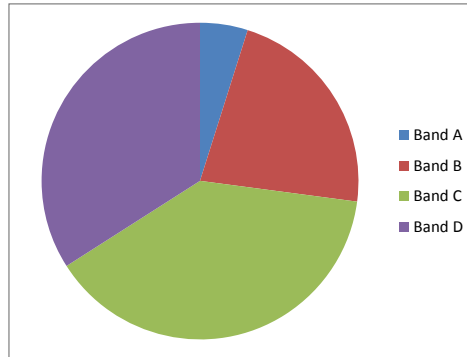


Preference by priority band

	Households	
Band A	7	
Band B	32	39
Band C	56	20.63492
Band D	49	
Total	144	

Interested in shared ownership?

21



### Lettings and bids

Homelink June 2008-2013

	Hawstead	St Edmundsbury
Properties advertised as available for social rent	2	1,680
Bids per advertisement	30.50	50.41